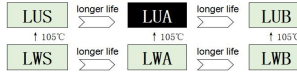


Screw terminal capacitor *Liron*[®]

LUA Series (105 °C for 3000 hours)



- RoHS requirements.
- 105 °C 3000 hours large ripple resistant series.
- Used for switching power supplies, inverters, air conditioners, laser spot welders, and other industrial products.

Product description

Item	Characteristic						
Operating temperature range	-40 °C ~ +105 °C						
Rated voltage(WV/V)	25V ~ 450V						
Capacitance(CAP/C)	220 ~ 470000						
Tolerance(CAP/C)	±20% (25 °C, 120Hz)						
Leakage current LC/I(25 °C, 120Hz)	LC≤0.01CV(μA) or 1.5mA,take the smaller value (25 °C,5minutes)C=Nominal capacitance(μF),V=Working voltage(V)						
Dissipation factor DF/tanδ(25 °C, 120Hz)	U _R (V)	25 ~ 35	50	63	80 ~ 100	160 ~ 200	250 ~ 450
	DF	See specifications				0.25	0.2
Temperature characteristics (Capacitance ratio at 120Hz)	C(-40 °C)/C(+25 °C)≥0.6						
	C(-25 °C)/C(+25 °C)≥0.7						

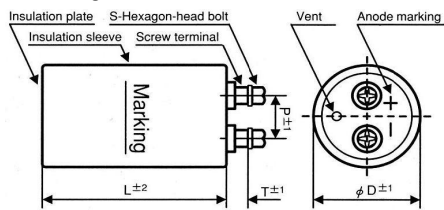
	Working lifetime		Standard lifetime	Durability	High temperature storage	
Load time	6000h	>200000h	3000h	4000h	1000h	
Leakage current LC/I(25 °C, 120Hz)	Within the rated specification value.		Within the rated specification value.	Within the rated specification value.	Within the rated specification value.	
Capacitance change	Within ±30% of initial value		Within ±20% of initial value	Within ±20% of initial value	Within ±20% of initial value	
Dissipation factor	Within 300% of rated specification value		Within 200% of rated specification value	Within 200% of rated specification value	Within 200% of rated specification value	
Environmental condition: Applied voltage	UR	UR	UR	UR	UR=0	Apply rated working voltage for 60 minutes, and conduct the test after 24-hour recovery.
Applied current	IR	1.2×IR	IR	IR=0	IR=0	
Application temperature	105 °C	40 °C	105 °C	105 °C	105 °C	

Ripple current correction factor

UR(V)	Temp. °C					UR(V)	Freq				
	40	55	70	85	105		50/60Hz	120Hz	300KHz	1KHz	≥10KHz
25 ~ 100	4.9	3.9	3.0	1.8	1.0	25 ~ 100	0.95	1.00	1.04	1.10	1.15
160 ~ 250	3.8	3.3	2.5	2.0	1.0	160 ~ 250	0.90	1.00	1.08	1.15	1.20
350 ~ 450	2.44	2.28	2.12	2.0	1.0	350 ~ 450	0.80	1.00	1.18	1.35	1.40

Aluminum electrolytic capacitors age as they heat up and temperature rises when ripple current is superimposed. Using at higher temperatures will reduce product life. To maintain product life, please reduce ripple current during use.

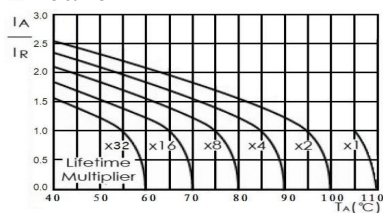
Drawing unit: mm



Capacitors with screw terminals series

ΦD±1	P±1	S±0.5	T±1	CAP material
36	12.7	M5×10	6	EP
51	22	M5×10	6	EP
64	28.6	M5×10	6	EP
77	31.4	M5×10	6	EP
90	31.4	M5×10	6	EP
101	41.5	M8×17	10	EP

Life curve



Multipplier of useful life as a function of ambient temperature and ripple current load I_A: actual ripple current at 120Hz, I_R: rated ripple current at 120Hz 105 °C

■ LUA series:105°C 3000 hours large ripple screw capacitor

WV (V.DC)	CAP 25°C, 120Hz	DF 25°C, 120Hz	Max ESR 25°C, 120Hz	ESR (typ.) 25°C, 120Hz	Rated Ripple Current 105°C, 120Hz	Size ΦD×L (mm)	Code P/N	WV (V.DC)	CAP 25°C, 120Hz	DF 25°C, 120Hz	Max ESR 25°C, 120Hz	ESR (typ.) 25°C, 120Hz	Rated Ripple Current 105°C, 120Hz	Size ΦD×L (mm)	Code P/N
(V.DC)	(μF)	-	(mΩ)	(mΩ)	(Arms)	(mm)	-	(V.DC)	(μF)	-	(mΩ)	(mΩ)	(Arms)	(mm)	-
25 1E (32)	10000	0.35	50	25	3.5	36 x 50	LU1E103MA050***	80 1K (100)	2200	0.20	114	57	2.6	36 x 50	LU1K222MA050***
	15000	0.35	40	20	5.0	36 x 80	LU1E153MA080***		3300	0.20	76	38	3.7	36 x 80	LU1K332MA080***
	22000	0.40	26	13	6.1	36 x 80	LU1E223MA080***		4700	0.20	54	27	4.3	36 x 80	LU1K472MA080***
	33000	0.40	24	12	7.6	36 x 100	LU1E333MA100***		6800	0.20	38	19	4.8	36 x 100	LU1K682MA100***
	47000	0.40	22	11	2.9	51 x 80	LU1E473MC080***		15000	0.25	22	11	7.4	51 x 100	LU1K153MC100***
	68000	0.50	20	10	12.0	51 x 115	LU1E683MC115***		22000	0.25	16	8	9.8	64 x 96	LU1K223MD096***
	100000	0.60	18	9	13.6	64 x 90	LU1E104MD090***		33000	0.30	14	7	11.6	77 x 105	LU1K333ME105***
	150000	0.80	16	8	15.5	64 x 115	LU1E154MD115***		47000	0.30	12	6	15.0	77 x 115	LU1K473ME115***
	220000	1.00	14	7	17.8	77 x 115	LU1E224ME115***		68000	0.30	10	5	19.8	90 x 130	LU1K683MF130***
	330000	1.00	12	6	23.9	90 x 130	LU1E334MF130***		100 2A (125)	1000	0.20	130	65	1.7	36 x 50
470000	1.00	10	5	33.4	90 x 170	LU1E474MF170***	1500	0.20		110	55	2.0	36 x 50	LU2A152MA050***	
6800	0.30	50	25	3.1	36 x 50	LU1V682MA050***	2200	0.20		76	38	3.1	36 x 80	LU2A222MA080***	
10000	0.30	40	20	4.4	36 x 80	LU1V103MA080***	3300	0.20		50	25	3.6	36 x 80	LU2A332MA080***	
15000	0.30	26	13	5.4	36 x 80	LU1V153MA080***	4700	0.20		42	21	4.7	36 x 100	LU2A472MA100***	
22000	0.35	20	10	6.6	36 x 100	LU1V223MA100***	6800	0.20		38	19	6.0	51 x 80	LU2A682MC080***	
47000	0.45	18	9	9.7	51 x 100	LU1V473MC100***	10000	0.20		26	13	7.8	51 x 100	LU2A103MC100***	
68000	0.50	16	8	12.0	51 x 100	LU1V683MC100***	15000	0.20		18	9	9.1	64 x 96	LU2A153MD096***	
100000	0.60	14	7	14.5	64 x 115	LU1V104MD115***	22000	0.20		14	7	11.6	77 x 105	LU2A223ME105***	
150000	0.70	12	6	16.6	77 x 115	LU1V154ME115***	33000	0.25		12	6	14.2	77 x 130	LU2A333ME130***	
220000	0.70	10	5	21.2	90 x 130	LU1V224MF130***	47000	0.25	10	5	18.1	90 x 130	LU2A473MF130***		
330000	0.70	8	4	25.8	90 x 157	LU1V334MF157***	56000	0.25	8	4	21.8	90 x 157	LU2A563MF157***		
50 1H (63)	3300	0.25	100	50	2.8	36 x 50	LU1H332MA050***	160 2C (200)	470	0.20	530	265	1.3	36 x 50	LU2C471MA050***
	4700	0.25	72	36	4.0	36 x 50	LU1H472MA050***		680	0.20	372	186	1.4	36 x 50	LU2C681MA050***
	6800	0.25	64	32	4.1	36 x 80	LU1H682MA080***		1000	0.20	250	125	2.0	36 x 80	LU2C102MA080***
	10000	0.25	44	22	4.9	36 x 80	LU1H103MA080***		1500	0.20	170	85	2.4	36 x 80	LU2C152MA080***
	15000	0.30	28	14	5.9	36 x 100	LU1H153MA100***		2200	0.20	110	55	3.2	36 x 100	LU2C222MA100***
	22000	0.35	20	10	7.1	51 x 80	LU1H223MC080***		3300	0.20	76	38	4.2	51 x 80	LU2C332MC080***
	33000	0.40	14	7	9.4	51 x 100	LU1H333MC100***		4700	0.20	70	35	5.3	51 x 100	LU2C472MC100***
	47000	0.40	12	6	11.4	64 x 90	LU1H473MD090***		6800	0.20	50	25	7.1	64 x 96	LU2C682MD096***
	68000	0.45	12	6	11.4	64 x 115	LU1H683MD115***		10000	0.20	30	15	9.2	77 x 105	LU2C103ME105***
	100000	0.50	10	5	14.0	77 x 115	LU1H104ME115***		15000	0.20	22	11	12.4	77 x 130	LU2C153ME130***
150000	0.50	6	3	22.9	90 x 130	LU1H154MF130***	22000	0.20	12	6	16.0	90 x 130	LU2C223MF130***		
63 1J (79)	6800	0.20	50	25	4.6	36 x 80	LU1J682MA080***	200 2D (250)	330	0.20	750	375	1.1	36 x 50	LU2D331MA050***
	10000	0.25	40	20	5.4	36 x 100	LU1J103MA100***		470	0.20	524	262	1.3	36 x 50	LU2D471MA050***
	15000	0.25	28	14	7.0	51 x 80	LU1J153MC080***		680	0.20	360	180	1.4	36 x 50	LU2D681MA050***
	22000	0.30	20	10	8.2	51 x 100	LU1J223MC100***		1000	0.20	250	125	2.0	36 x 80	LU2D102MA080***
	33000	0.30	14	7	11.0	64 x 96	LU1J333MD096***		1500	0.20	150	75	2.6	36 x 100	LU2D152MA100***
	47000	0.35	12	6	13.1	64 x 115	LU1J473MD115***		2200	0.20	100	50	3.4	51 x 80	LU2D222MC080***
	68000	0.40	10	5	15.6	77 x 115	LU1J683ME115***		3300	0.20	72	36	4.4	51 x 100	LU2D332MC100***
	100000	0.40	8	4	20.8	90 x 130	LU1J104MF130***		4700	0.20	48	24	5.9	64 x 96	LU2D472MD096***
	120000	0.40	7	4	23.8	90 x 157	LU1J124MF157***		6800	0.20	32	16	7.6	64 x 115	LU2D682MD115***
	150000	0.40	7	4	28.3	90 x 190	LU1J154MF190***		10000	0.20	24	12	9.8	77 x 115	LU2D103ME115***
180000	0.40	7	4	31.3	90 x 220	LU1J184MF220***	15000	0.20	20	8	13.3	90 x 130	LU2D153MF130***		

WV (V.DC)	CAP 25°C, 120Hz	DF 25°C, 120Hz	Max ESR 25°C, 120Hz	ESR (typ.) 25°C, 120Hz	Rated Ripple Current 105°C, 120Hz	Size ΦD×L (mm)	Code P/N
(V.DC)	(μF)		(mΩ)	(mΩ)	(Arms)	(mm)	-
250 2E (300)	330	0.20	320	160	1.1	36 x 50	LU2E331MA050***
	470	0.20	240	120	1.3	36 x 50	LU2E471MA050***
	680	0.20	170	85	1.8	36 x 80	LU2E681MA080***
	1000	0.20	110	55	2.3	36 x 100	LU2E102MA100***
	1500	0.20	80	40	2.8	51 x 80	LU2E152MC080***
	3300	0.20	40	20	5.0	64 x 96	LU2E332MD096***
	4700	0.20	30	15	6.5	64 x 115	LU2E472MD115***
	6800	0.20	20	10	8.3	64 x 115	LU2E682MD115***
	10000	0.20	16	8	11.3	77 x 155	LU2E103ME155***
	15000	0.20	12	6	14.8	90 x 157	LU2E153MF157***
400 2G (450)	1000	0.20	164	82	3.1	51 x 80	LU2G102MC080***
	1200	0.20	140	70	3.7	51 x 100	LU2G122MC100***
	1500	0.20	98	49	4.3	51 x 100	LU2G152MC100***
	1800	0.20	78	39	4.9	51 x 100	LU2G182MC100***
	2200	0.20	60	30	5.4	51 x 100	LU2G222MC100***
		0.20	60	30	5.4	64 x 96	LU2G222MD096***
	2700	0.20	44	22	6.4	64 x 115	LU2G272MD115***
		0.20	44	22	6.4	64 x 115	LU2G272MD115***
	3300	0.20	40	20	7.4	64 x 130	LU2G332MD130***
		0.20	40	20	7.4	77 x 105	LU2G332ME105***
	3900	0.20	36	18	8.6	64 x 145	LU2G392MD145***
		0.20	36	18	8.2	77 x 115	LU2G392ME115***
	4700	0.20	26	13	10.4	64 x 145	LU2G472MD145***
		0.20	26	13	9.4	77 x 130	LU2G472ME130***
	5600	0.20	24	12	11.5	77 x 145	LU2G562ME145***
		0.20	24	12	11.0	77 x 155	LU2G562ME155***
	6800	0.20	22	11	13.1	77 x 155	LU2G682ME155***
		0.20	22	11	12.8	90 x 130	LU2G682MF130***
	8200	0.20	20	10	15.3	77 x 170	LU2G822ME170***
		0.20	20	10	14.2	90 x 145	LU2G822MF145***
10000	0.20	18	9	17.2	77 x 180	LU2G103ME180***	
	0.20	18	9	17.0	90 x 157	LU2G103MF157***	
12000	0.20	16	8	19.0	77 x 220	LU2G123ME220***	
	0.20	16	8	18.7	90 x 170	LU2G123MF170***	
15000	0.20	14	7	22.2	90 x 200	LU2G153MF200***	
	0.20	14	7	22.0	101 x 155	LU2G153MG155***	
18000	0.20	12	6	25.3	90 x 236	LU2G183MF236***	
	0.20	12	6	23.4	101 x 190	LU2G183MG190***	

WV (V.DC)	CAP 25°C, 120Hz	DF 25°C, 120Hz	Max ESR 25°C, 120Hz	ESR (typ.) 25°C, 120Hz	Rated Ripple Current 105°C, 120Hz	Size ΦD×L (mm)	Code P/N
(V.DC)	(μF)		(mΩ)	(mΩ)	(Arms)	(mm)	-
450 2W (500)	220	0.20	830	415	1.4	36 x 50	LU2W221MA050***
	270	0.20	736	368	1.7	36 x 60	LU2W271MA060***
	330	0.20	554	277	1.9	36 x 80	LU2W331MA080***
	470	0.20	390	195	2.5	51 x 80	LU2W471MC080***
	560	0.20	342	171	2.9	51 x 80	LU2W561MC080***
	680	0.20	270	135	3.2	51 x 80	LU2W681MC080***
	820	0.20	224	112	4.3	51 x 80	LU2W821MC080***
	1000	0.20	180	90	5.0	51 x 100	LU2W102MC100***
	1200	0.20	140	70	5.8	51 x 100	LU2W122MC100***
	1500	0.20	108	54	6.8	51 x 100	LU2W152MC100***
1800	0.20	86	43	7.8	51 x 100	LU2W182MC100***	
	0.20	66	33	8.9	64 x 96	LU2W222MD096***	
2200	0.20	66	33	8.8	64 x 120	LU2W222MD120***	
	0.20	56	28	10.6	64 x 130	LU2W272MD130***	
2700	0.20	58	29	10.3	77 x 105	LU2W272ME105***	
	0.20	44	22	12.4	64 x 145	LU2W332MD145***	
3300	0.20	46	23	12.1	77 x 115	LU2W332ME115***	
	0.20	36	18	15.4	77 x 145	LU2W472ME145***	
4700	0.20	38	19	15.1	77 x 155	LU2W472ME155***	
	0.20	32	16	18.6	77 x 155	LU2W562ME155***	
5600	0.20	34	17	19.1	90 x 130	LU2W562MF130***	
	0.20	30	15	19.6	77 x 170	LU2W682ME170***	
6800	0.20	32	16	19.3	90 x 130	LU2W682MF130***	
	0.20	26	13	22.0	77 x 190	LU2W822ME190***	
8200	0.20	28	14	21.8	90 x 157	LU2W822MF157***	
	0.20	22	11	24.4	77 x 190	LU2W103ME190***	
10000	0.20	24	12	24.1	90 x 157	LU2W103MF157***	
	0.20	20	10	28.2	90 x 190	LU2W123MF190***	
12000	0.20	22	11	28.0	101 x 155	LU2W123MG155***	
	0.20	18	9	30.4	90 x 220	LU2W153MF220***	
15000	0.20	20	10	30.1	101 x 190	LU2W153MG190***	

**** Indicates terminal type, length, and sleeve color;

Your company needs to know more about the product specifications, dimensions and other related data. If not all are listed, you can contact us by phone, WeChat or other tools to understand.

The content recorded in the catalog book may be changed without notification. Your company is requested to require us to provide specifications when purchasing and using, and use it as the standard.