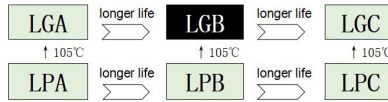


Screw terminal capacitor



LGB Series 105°C 5000 hours

- Rohs requirements.
- 105°C 5000 hours series.
- Used in switching power supply, inverter, rectifier, energy storage and other industrial products.



Product description

Item	Characteristic						
Operating temperature range	-40°C~+105°C			-25°C~+105°C			
Rated voltage(WV/V)	25V~450V			460V~500V			
Capacitance(CAP/C)	220~470000						
Tolerance(CAP/C)	±20% (25°C, 120Hz)						
Leakage current LC/(25°C, 120Hz)	LC≤0.01CV(μA) or 1.5mA, take the smaller value (25°C, 5minutes)C=Nominal capacitance(μF), V=Working voltage(V)						
Dissipation factor DF/tanδ(25°C, 120Hz)	U _R (V)	25~35	50	63	80~100	160~200	250~500
	DF	Check specifications				0.25	0.2
Temperature characteristics (Capacitance ratio at 120Hz)	C(-40°C/C(+25°C))≥0.6						
	C(-25°C/C(+25°C))≥0.7						

Load Time	Working lifetime		Standard lifetime	Durability	High temperature storage
	7000h	>200000h	5000h	5000h	1000h
Leakage current LC/(25°C, 120Hz)	Within the rated specification value.		Within the rated specification value.	Within the rated specification value.	Within the rated specification value.
Capacitance change	Within ±30% of initial value		Within ±20% of initial value	Within ±20% of initial value	Within ±20% of initial value
Dissipation factor	Within 300% of rated specification value		Within 200% of rated specification value	Within 200% of rated specification value	Within 200% of rated specification value
Environmental condition: Applied voltage	UR	UR	UR	UR	UR=0
Applied current	IR	1.2×IR	IR	IR=0	IR=0
Application temperature	105°C	40°C	105°C	105°C	105°C

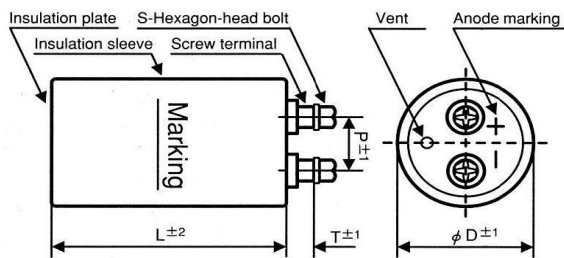
Apply rated working voltage for 60 minutes, and conduct the test after 24-hour recovery.

Ripple current correction factor

UR(V)	Temp°C					Freq	UR(V)	50/60Hz	120Hz	300KHz	1KHz	≥10KHz
	40	55	70	85	105							
25~100	4.9	3.9	3.0	1.8	1.0	25~100	0.95	1.00	1.04	1.10	1.15	
160~250	3.8	3.3	2.5	2.0	1.0	160~250	0.90	1.00	1.08	1.15	1.20	
350~450	2.44	2.28	2.12	2.0	1.0	350~450	0.80	1.00	1.18	1.35	1.40	

Aluminum electrolytic capacitors age as they heat up and temperature rises when ripple current is superimposed. Using at higher temperatures will reduce product life. To maintain product life, please reduce ripple current during use.

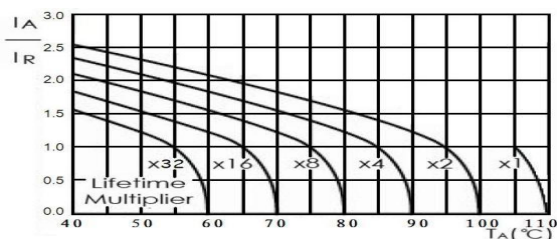
Drawing unit: mm



Capacitors with screw terminals series

ΦD±1	P±1	S±0.5	T±1	CAP material
36	12.7	M5×10	6	EP
51	22	M5×10	6	EP
64	28.6	M5×10	6	EP
77	31.4	M5×10	6	EP
90	31.4	M5×10	6	EP
101	41.5	M8×17	10	EP

Life curve



Multiplier of useful life as a function of ambient temperature and ripple current load
 I A : actual ripple current at 120Hz, IR: rated ripple current at 120Hz 105°C

■ LGB series:105 °C 5000 hours screw capacitor

WV (V.DC)	CAP 25°C, 120Hz	DF 25°C, 120Hz	Max ESR 25°C, 120Hz	ESR (typ.) 25°C, 120Hz	Rated Ripple Current 105°C, 120Hz	Size ΦD×L (mm)	Code P/N	WV (V.DC)	CAP 25°C, 120Hz	DF 25°C, 120Hz	Max ESR 25°C, 120Hz	ESR (typ.) 25°C, 120Hz	Rated Ripple Current 105°C, 120Hz	Size ΦD×L (mm)	Code P/N
(V.DC)	(μF)	-	(mΩ)	(mΩ)	(Arms)	(mm)	-	(V.DC)	(μF)	-	(mΩ)	(mΩ)	(Arms)	(mm)	-
25 1E (32)	10000	0.35	50	25	2.9	36 x 50	LG1E103MA050***	80 1K (100)	2200	0.20	114	57	2.2	36 x 50	LG1K222MA050***
	15000	0.35	40	20	4.2	36 x 80	LG1E153MA080***		3300	0.20	76	38	3.1	36 x 80	LG1K332MA080***
	22000	0.40	26	13	5.1	36 x 80	LG1E223MA080***		4700	0.20	54	27	3.6	36 x 80	LG1K472MA080***
	33000	0.40	24	12	6.3	36 x 100	LG1E333MA100***		6800	0.20	38	19	4.0	36 x 100	LG1K682MA100***
	47000	0.40	22	11	2.4	51 x 80	LG1E473MC080***		15000	0.25	22	11	6.2	51 x 100	LG1K153MC100***
	68000	0.50	20	10	10.0	51 x 115	LG1E683MC115***		22000	0.25	16	8	8.2	64 x 96	LG1K223MD096***
	100000	0.60	18	9	11.3	64 x 90	LG1E104MD090***		33000	0.30	14	7	9.7	77 x 105	LG1K333ME105***
	150000	0.80	16	8	12.9	64 x 115	LG1E154MD115***		47000	0.30	12	6	12.5	77 x 115	LG1K473ME115***
	220000	1.00	14	7	14.8	77 x 115	LG1E224ME115***		68000	0.30	10	5	16.5	90 x 130	LG1K683MF130***
	330000	1.00	12	6	19.9	90 x 130	LG1E334MF130***		100 2A (125)	1000	0.20	130	65	1.4	36 x 50
470000	1.00	10	5	27.8	90 x 170	LG1E474MF170***	1500	0.20		110	55	1.7	36 x 50	LG2A152MA050***	
35 1V (44)	6800	0.30	50	25	2.6	36 x 50	LG1V682MA050***	2200		0.20	76	38	2.6	36 x 80	LG2A222MA080***
	10000	0.30	40	20	3.7	36 x 80	LG1V103MA080***	3300		0.20	50	25	3.0	36 x 80	LG2A332MA080***
	15000	0.30	26	13	4.5	36 x 80	LG1V153MA080***	4700		0.20	42	21	3.9	36 x 100	LG2A472MA100***
	22000	0.35	20	10	5.5	36 x 100	LG1V223MA100***	6800		0.20	38	19	5.0	51 x 80	LG2A682MC080***
	47000	0.45	18	9	8.1	51 x 100	LG1V473MC100***	10000		0.20	26	13	6.5	51 x 100	LG2A103MC100***
	68000	0.50	16	8	10.0	51 x 100	LG1V683MC100***	15000		0.20	18	9	7.6	64 x 96	LG2A153MD096***
	100000	0.60	14	7	12.1	64 x 115	LG1V104MD115***	22000		0.20	14	7	9.7	77 x 105	LG2A223ME105***
	150000	0.70	12	6	13.8	77 x 115	LG1V154ME115***	33000		0.25	12	6	11.8	77 x 130	LG2A333ME130***
	220000	0.70	10	5	17.7	90 x 130	LG1V224MF130***	47000	0.25	10	5	15.1	90 x 130	LG2A473MF130***	
	330000	0.70	8	4	21.5	90 x 157	LG1V334MF157***	56000	0.25	8	4	18.2	90 x 157	LG2A563MF157***	
50 1H (63)	3300	0.25	100	50	2.3	36 x 50	LG1H332MA050***	160 2C (200)	470	0.20	530	265	1.1	36 x 50	LG2C471MA050***
	4700	0.25	72	36	3.3	36 x 50	LG1H472MA050***		680	0.20	372	186	1.2	36 x 50	LG2C681MA050***
	6800	0.25	64	32	3.4	36 x 80	LG1H682MA080***		1000	0.20	250	125	1.7	36 x 80	LG2C102MA080***
	10000	0.25	44	22	4.1	36 x 80	LG1H103MA080***		1500	0.20	170	85	2.0	36 x 80	LG2C152MA080***
	15000	0.30	28	14	4.9	36 x 100	LG1H153MA100***		2200	0.20	110	55	2.7	36 x 100	LG2C222MA100***
	22000	0.35	20	10	5.9	51 x 80	LG1H223MC080***		3300	0.20	76	38	3.5	51 x 80	LG2C332MC080***
	33000	0.40	14	7	7.8	51 x 100	LG1H333MC100***		4700	0.20	70	35	4.4	51 x 100	LG2C472MC100***
	47000	0.40	12	6	9.5	64 x 90	LG1H473MD090***		6800	0.20	50	25	5.9	64 x 96	LG2C682MD096***
	68000	0.45	12	6	9.5	64 x 115	LG1H683MD115***		10000	0.20	30	15	7.7	77 x 105	LG2C103ME105***
	100000	0.50	10	5	11.7	77 x 115	LG1H104ME115***		15000	0.20	22	11	10.3	77 x 130	LG2C153ME130***
150000	0.50	6	3	19.1	90 x 130	LG1H154MF130***	22000	0.20	12	6	13.3	90 x 130	LG2C223MF130***		
63 1J (79)	6800	0.20	50	25	3.8	36 x 80	LG1J682MA080***	200 2D (250)	330	0.20	750	375	0.9	36 x 50	LG2D331MA050***
	10000	0.25	40	20	4.5	36 x 100	LG1J103MA100***		470	0.20	524	262	1.1	36 x 50	LG2D471MA050***
	15000	0.25	28	14	5.8	51 x 80	LG1J153MC080***		680	0.20	360	180	1.2	36 x 50	LG2D681MA050***
	22000	0.30	20	10	6.8	51 x 100	LG1J223MC100***		1000	0.20	250	125	1.7	36 x 80	LG2D102MA080***
	33000	0.30	14	7	9.2	64 x 96	LG1J333MD096***		1500	0.20	150	75	2.2	36 x 100	LG2D152MA100***
	47000	0.35	12	6	10.9	64 x 115	LG1J473MD115***		2200	0.20	100	50	2.8	51 x 80	LG2D222MC080***
	68000	0.40	10	5	13.0	77 x 115	LG1J683ME115***		3300	0.20	72	36	3.7	51 x 100	LG2D332MC100***
	100000	0.40	8	4	17.3	90 x 130	LG1J104MF130***		4700	0.20	48	24	4.9	64 x 96	LG2D472MD096***
	120000	0.40	7	4	19.8	90 x 157	LG1J124MF157***		6800	0.20	32	16	6.3	64 x 115	LG2D682MD115***
	150000	0.40	7	4	23.6	90 x 190	LG1J154MF190***		10000	0.20	24	12	8.2	77 x 115	LG2D103ME115***
180000	0.40	7	4	26.1	90 x 220	LG1J184MF220***	15000	0.20	20	8	11.1	90 x 130	LG2D153MF130***		

WV (V.DC)	CAP 25℃, 120Hz	DF 25℃, 120Hz	Max ESR 25℃, 120Hz	ESR (typ.) 25℃, 120Hz	Rated Ripple Current 105℃, 120Hz	Size ΦD×L (mm)	Code P/N	WV (V.DC)	CAP 25℃, 120Hz	DF 25℃, 120Hz	Max ESR 25℃, 120Hz	ESR (typ.) 25℃, 120Hz	Rated Ripple Current 105℃, 120Hz	Size ΦD×L (mm)	Code P/N	
(V.DC)	(μF)		(mΩ)	(mΩ)	(Arms)	(mm)	-	(V.DC)	(μF)		(mΩ)	(mΩ)	(Arms)	(mm)	-	
250 2E (300)	330	0.20	320	160	0.9	36 x 50	LG2E331MA050***	450 2W (500)	220	0.20	830	415	1.2	36 x 50	LG2W221MA050***	
	470	0.20	240	120	1.1	36 x 50	LG2E471MA050***		270	0.20	736	368	1.4	36 x 60	LG2W271MA060***	
	680	0.20	170	85	1.5	36 x 80	LG2E681MA080***		330	0.20	554	277	1.6	36 x 80	LG2W331MA080***	
	1000	0.20	110	55	1.9	36 x 100	LG2E102MA100***		470	0.20	390	195	2.1	51 x 80	LG2W471MC080***	
	1500	0.20	80	40	2.3	51 x 80	LG2E152MC080***		560	0.20	342	171	2.4	51 x 80	LG2W561MC080***	
	3300	0.20	40	20	4.2	64 x 96	LG2E332MD096***		680	0.20	270	135	2.7	51 x 80	LG2W681MC080***	
	4700	0.20	30	15	5.4	64 x 115	LG2E472MD115***		820	0.20	224	112	3.6	51 x 80	LG2W821MC080***	
	6800	0.20	20	10	6.9	64 x 115	LG2E682MD115***		1000	0.20	180	90	4.2	51 x 100	LG2W102MC100***	
	10000	0.20	16	8	9.4	77 x 155	LG2E103ME155***		1200	0.20	140	70	4.8	51 x 100	LG2W122MC100***	
	15000	0.20	12	6	12.3	90 x 157	LG2E153MF157***		1500	0.20	108	54	5.7	51 x 100	LG2W152MC100***	
400 2G (450)	1000	0.20	164	82	2.6	51 x 80	LG2G102MC080***	1800	0.20	86	43	6.5	51 x 100	LG2W182MC100***		
	1200	0.20	140	70	3.1	51 x 100	LG2G122MC100***	2200	0.20	66	33	7.4	64 x 96	LG2W222MD096***		
	1500	0.20	98	49	3.6	51 x 100	LG2G152MC100***	2200	0.20	66	33	7.3	64 x 120	LG2W222MD120***		
	1800	0.20	78	39	4.1	51 x 100	LG2G182MC100***	2700	0.20	56	28	8.8	64 x 130	LG2W272MD130***		
	2200	0.20	60	30	4.5	51 x 100	LG2G222MC100***	2700	0.20	58	29	8.6	77 x 105	LG2W272ME105***		
	2200	0.20	60	30	4.5	64 x 96	LG2G222MD096***	3300	0.20	44	22	10.3	64 x 145	LG2W332MD145***		
	2700	0.20	44	22	5.3	64 x 115	LG2G272MD115***	3300	0.20	46	23	10.1	77 x 115	LG2W332ME115***		
	2700	0.20	44	22	5.3	64 x 115	LG2G272MD115***	4700	0.20	36	18	12.8	77 x 145	LG2W472ME145***		
	3300	0.20	40	20	6.2	64 x 130	LG2G332MD130***	4700	0.20	38	19	12.6	77 x 155	LG2W472ME155***		
	3300	0.20	40	20	6.2	77 x 105	LG2G332ME105***	5600	0.20	32	16	15.5	77 x 155	LG2W562ME155***		
	3900	0.20	36	18	7.2	64 x 145	LG2G392MD145***	5600	0.20	34	17	15.9	90 x 130	LG2W562MF130***		
	3900	0.20	36	18	6.8	77 x 115	LG2G392ME115***	6800	0.20	30	15	16.3	77 x 170	LG2W682ME170***		
	4700	0.20	26	13	8.7	64 x 145	LG2G472MD145***	6800	0.20	32	16	16.1	90 x 130	LG2W682MF130***		
	4700	0.20	26	13	7.8	77 x 130	LG2G472ME130***	8200	0.20	26	13	18.3	77 x 190	LG2W822ME190***		
	5600	0.20	24	12	9.6	77 x 145	LG2G562ME145***	8200	0.20	28	14	18.2	90 x 157	LG2W822MF157***		
	5600	0.20	24	12	9.2	77 x 155	LG2G562ME155***	10000	0.20	22	11	20.3	77 x 190	LG2W103ME190***		
	6800	0.20	22	11	10.9	77 x 155	LG2G682ME155***	10000	0.20	24	12	20.1	90 x 157	LG2W103MF157***		
	6800	0.20	22	11	10.7	90 x 130	LG2G682MF130***	12000	0.20	20	10	23.5	90 x 190	LG2W123MF190***		
	8200	0.20	20	10	11.1	77 x 170	LG2G822ME170***	12000	0.20	22	11	23.3	101 x 155	LG2W123MG155***		
	8200	0.20	20	10	11.8	90 x 145	LG2G822MF145***	15000	0.20	18	9	25.3	90 x 220	LG2W153MF220***		
	10000	0.20	18	9	14.3	77 x 180	LG2G103ME180***	15000	0.20	20	10	25.1	101 x 190	LG2W153MG190***		
	10000	0.20	18	9	14.2	90 x 157	LG2G103MF157***									
	12000	0.20	16	8	15.8	77 x 220	LG2G123ME220***									
	12000	0.20	16	8	15.6	90 x 170	LG2G123MF170***									
	15000	0.20	14	7	18.5	90 x 200	LG2G153MF200***									
	15000	0.20	14	7	18.3	101 x 155	LG2G153MG155***									
18000	0.20	12	6	21.1	90 x 236	LG2G183MF236***										
18000	0.20	12	6	19.5	101 x 190	LG2G183MG190***										

*** Indicates product mounting method, terminal diameter, and thread size;

Your company needs to know more product specifications, dimensions and other related data, such as not listed in full, can be contacted by phone, WeChat and other tools to understand.

The contents of the catalog are subject to change without notice, so please ask us to provide you with the specifications when purchasing or using the product, and use the product accordingly.