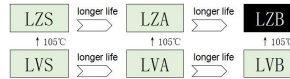


Snap-in capacitor *Liron®*

LZB series 105°C 5000 hours



- RoHS requirements.
- 105°C for 5000 hours, anti-vibration product.
- Used in high-vibration equipment such as automotive electronics, generators, electric vehicles, and punching machines.

Product description

Item	Characteristic			
Operating temperature range	-40°C~+105°C		-25°C~+105°C	
Rated voltage(WV/V)	160V~450V		460V~550V	
Capacitance(CAP/C)	100~3300			
Tolerance(CAP/C)	±20% (25°C, 120Hz)			
Leakage current LC/I(25°C, 120Hz)	LC≤0.1CV(μA) or 1.5mA, take the smaller (25°C, 5 minutes) C=Nominal capacitance(μF),V=Working voltage(V)			
Dissipation factor DF/tanδ(25°C, 120Hz)	UR(V)	160~450		460~550
	DF	0.15		0.15
Temperature characteristics (Impedance ratio at 120Hz)	UR(V)	160~420	450~500	550
	Z(-25°C)/Z(+25°C)	4	7	10
	Z(-40°C)/Z(+25°C)	8	12	-
Temperature characteristics (Capacitance ratio at 120Hz)	C(-40°C/C(+25°C)≥0.6			
	C(-25°C/C(+25°C)≥0.7			

	Working lifetime		Standard lifetime	Durability	High temperature storage
Load time	10000h	>250000h	5000h	5000h	1000h
Leakage current LC/I(25°C, 120Hz)	Within the rated specification value.		Within the rated specification value.	Within the rated specification value.	Within the rated specification value.
Capacitance change	Within ±30% of initial value		Within ±20% of initial value	Within ±20% of initial value	Within ±20% of initial value
Dissipation factor	Within 300% of rated specification value		Within 200% of rated specification value	Within 200% of rated specification value	Within 200% of rated specification value
Environmental condition: Applied voltage	UR	UR	UR	UR	UR=0
Applied current	IR	1.2×IR	IR	IR=0	IR=0
Application temperature	105°C	40°C	105°C	105°C	105°C

Apply rated working voltage for 30 minutes, and test after recovery for 24 hours:

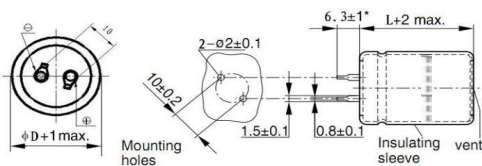
Ripple current correction factor

Temperature °C	40	55	85	105	Frequency	50/60Hz	120Hz	300KHz	1KHz	≥10KHz
Coefficient	3.0	2.8	2.0	1.0	Coefficient	0.80	1.00	1.15	1.30	1.41

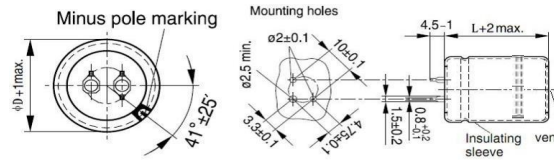
Aluminum electrolytic capacitors age as they heat up and temperature rises when ripple current is superimposed. Using at higher temperatures will reduce product life. To maintain product life, please reduce ripple current during use.

Drawing unit: mm

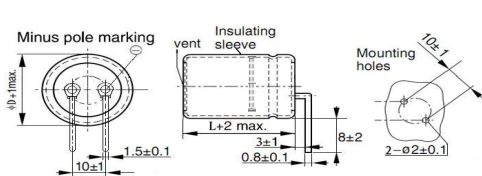
K-type (2 pins):



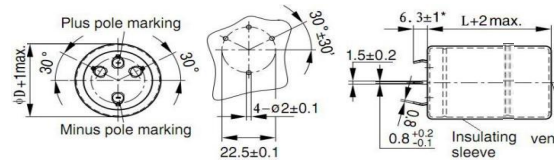
L-type (3 pins):



C-type (long pin-2 pins):



M-type (4 pins):



Note: If the snap-in capacitor height is ≤45mm, than add 1 groove;

■ LZB series: 105°C 5000 hours anti-vibration snap-in capacitor

WV (V.DC)	CAP 25°C, 120Hz (μF)	DF 25°C, 120Hz	Max ESR 25°C, 120Hz (mΩ)	ESR (typ.) 25°C, 120Hz (mΩ)	Rated Ripple Current 105°C, 120Hz (Arms)	Size ΦD×L (mm)	Code P/N	WV (V.DC)	CAP 25°C, 120Hz (μF)	DF 25°C, 120Hz	Max ESR 25°C, 120Hz (mΩ)	ESR (typ.) 25°C, 120Hz (mΩ)	Rated Ripple Current 105°C, 120Hz (Arms)	Size ΦD×L (mm)	Code P/N	
(V.DC)	(μF)		(mΩ)	(mΩ)	(Arms)	(mm)	-	(V.DC)	(μF)		(mΩ)	(mΩ)	(Arms)	(mm)	-	
160 2C (200)	470	0.15	423	254	1.11	22 x 35	LZB2C471MP035***	200 2D (250)	1500	0.15	133	80	2.44	30 x 50	LZB2D152MR050***	
	560	0.15	355	213	1.26	22 x 40	LZB2C561MP040***			0.15	133	80	2.44	30 x 55	LZB2D152MR055***	
	680	0.15	293	176	1.41	22 x 40	LZB2C681MP040***			0.15	133	80	2.52	35 x 45	LZB2D152MS045***	
		0.15	293	176	1.33	25 x 35	LZB2C681MQ035***			1800	0.15	111	66	2.74	30 x 60	LZB2D182MR060***
	820	0.15	243	146	1.56	22 x 45	LZB2C821MP045***				0.15	111	66	2.81	35 x 50	LZB2D182MS050***
	0.15	243	146	1.56	25 x 40	LZB2C821MQ040***	0.15				111	66	2.81	35 x 55	LZB2D182MS055***	
	1000	0.15	199	119	1.78	22 x 55	LZB2C102MP055***			2200	0.15	90	54	3.19	35 x 55	LZB2D222MS055***
		0.15	199	119	1.78	25 x 45	LZB2C102MQ045***				0.15	90	54	3.19	35 x 60	LZB2D222MS060***
		0.15	199	119	1.85	30 x 35	LZB2C102MR035***				2700	0.15	74	44	3.63	35 x 70
	1200	0.15	166	100	2.07	25 x 50	LZB2C122MQ050***		270	0.15		737	442	0.81	22 x 35	LZB2E271MP035***
		0.15	166	100	2.07	30 x 40	LZB2C122MR040***		330	0.15		603	362	0.96	22 x 40	LZB2E331MP040***
		0.15	166	100	2.07	35 x 35	LZB2C122MS035***		390	0.15	510	306	1.04	22 x 45	LZB2E391MP045***	
	1500	0.15	133	80	2.30	25 x 60	LZB2C152MQ060***			0.15	510	306	1.04	25 x 35	LZB2E391MQ035***	
		0.15	133	80	2.30	25 x 60	LZB2C152MQ060***		470	0.15	423	254	1.19	22 x 50	LZB2E471MP050***	
		0.15	133	80	2.37	30 x 45	LZB2C152MR045***			0.15	423	254	1.19	25 x 40	LZB2E471MQ040***	
	1800	0.15	111	66	2.67	25 x 70	LZB2C182MQ070***		560	0.15	355	213	1.33	22 x 55	LZB2E561MP055***	
		0.15	111	66	2.67	30 x 50	LZB2C182MR050***			0.15	355	213	1.33	25 x 45	LZB2E561MQ045***	
		0.15	111	66	2.59	35 x 40	LZB2C182MS040***			0.15	355	213	1.33	30 x 35	LZB2E561MR035***	
	2200	0.15	90	54	3.04	30 x 55	LZB2C222MR055***		680	0.15	293	176	1.48	25 x 50	LZB2E681MQ050***	
		0.15	90	54	3.04	30 x 60	LZB2C222MR060***			0.15	293	176	1.56	30 x 40	LZB2E681MR040***	
		0.15	90	54	2.96	35 x 45	LZB2C222MS045***			0.15	293	176	1.63	35 x 35	LZB2E681MS035***	
		0.15	90	54	2.96	35 x 50	LZB2C222MS050***			820	0.15	243	146	1.70	25 x 55	LZB2E821MQ055***
	2700	0.15	74	44	3.41	35 x 50	LZB2C272MS050***		0.15		243	146	1.78	30 x 45	LZB2E821MR045***	
		0.15	74	44	3.56	35 x 55	LZB2C272MS055***		0.15		243	146	1.85	35 x 40	LZB2E821MS040***	
3300	0.15	60	36	4.00	35 x 60	LZB2C332MS060***	1000	0.15	199	119	2.00	30 x 50	LZB2E102MR050***			
200 2D (250)	390	0.15	510	306	0.96	22 x 35	LZB2D391MP035***	250 2E (300)	1200	0.15	166	100	2.22	35 x 55	LZB2E122MS055***	
	470	0.15	423	254	1.11	22 x 40	LZB2D471MP040***			0.15	166	100	2.22	35 x 45	LZB2E122MS045***	
	560	0.15	355	213	1.26	22 x 45	LZB2D561MP045***			0.15	166	100	2.37	35 x 50	LZB2E122MS050***	
		0.15	355	213	1.19	25 x 35	LZB2D561MQ035***		1500	0.15	133	80	2.67	35 x 55	LZB2E152MS055***	
	680	0.15	293	176	1.41	22 x 55	LZB2D681MP055***			1800	0.15	111	66	2.96	35 x 60	LZB2E182MS060***
		0.15	293	176	1.41	25 x 40	LZB2D681MQ040***			315 2F (368)	180	0.15	1106	663	1.0	22 x 30
	0.15	293	176	1.41	30 x 35	LZB2D681MR035***	220		0.15		905	543	1.1	22 x 35	LZB2F221MP035***	
	820	0.15	243	146	1.63	22 x 60	LZB2D821MP060***		270		0.15	737	442	1.2	22 x 40	LZB2F271MP040***
		0.15	243	146	1.63	25 x 50	LZB2D821MQ050***				0.15	737	442	1.2	25 x 35	LZB2F271MQ035***
	1000	0.15	199	119	1.85	25 x 55	LZB2D102MQ055***	330	0.15		603	362	1.4	22 x 45	LZB2F331MP045***	
		0.15	199	119	1.85	30 x 40	LZB2D102MR040***	390	0.15		510	306	1.6	22 x 50	LZB2F391MP050***	
		0.15	199	119	2.00	35 x 35	LZB2D102MS035***		0.15		510	306	1.6	22 x 55	LZB2F391MP055***	
		0.15	199	119	2.00	35 x 40	LZB2D102MS040***		0.15		510	306	1.6	25 x 40	LZB2F391MQ040***	
	1200	0.15	166	100	2.00	25 x 65	LZB2D122MQ065***	470	0.15		423	254	1.8	22 x 60	LZB2F471MP060***	
		0.15	166	100	2.07	30 x 45	LZB2D122MR045***		0.15	423	254	1.8	30 x 35	LZB2F471MR035***		
		0.15	166	100	2.07	30 x 60	LZB2D122MR060***		0.15	423	254	1.8	35 x 30	LZB2F471MS030***		
		0.15	166	100	2.22	35 x 40	LZB2D122MS040***									

■ LZB series: 105°C 5000 hours anti-vibration snap-in capacitor

WV (V.DC)	CAP 25°C, 120Hz (μF)	DF 25°C, 120Hz	Max ESR 25°C, 120Hz (mΩ)	ESR (typ.) 25°C, 120Hz (mΩ)	Rated Ripple Current 105°C, 120Hz (Arms)	Size ΦD×L (mm)	Code P/N
(V.DC)	(μF)		(mΩ)	(mΩ)	(Arms)	(mm)	-
315 2F (368)	560	0.15	355	213	2.0	25 x 55	LZB2F561MQ055***
		0.15	355	213	1.9	30 x 40	LZB2F561MR040***
		0.15	355	213	2.0	35 x 35	LZB2F561MS035***
	680	0.15	293	176	2.2	30 x 50	LZB2F681MR050***
		0.15	293	176	2.3	30 x 45	LZB2F681MR045***
		0.15	293	176	2.2	35 x 35	LZB2F681MS035***
	820	0.15	243	146	2.5	30 x 50	LZB2F821MR050***
		0.15	243	146	2.6	35 x 40	LZB2F821MS040***
	1000	0.15	199	119	2.9	35 x 45	LZB2F102MS045***
	1200	0.15	166	100	3.3	35 x 60	LZB2F122MS060***
		0.15	166	100	3.3	35 x 55	LZB2F122MS055***
	350 2V (400)	120	0.15	1659	995	0.7	22 x 25
0.15			1327	796	0.8	22 x 30	LZB2V151MP030***
180		0.15	1106	663	0.9	22 x 35	LZB2V181MP035***
		0.15	1106	663	0.9	25 x 30	LZB2V181MQ030***
220		0.15	905	543	1.0	22 x 40	LZB2V221MP040***
		0.15	905	543	1.0	25 x 35	LZB2V221MQ035***
270		0.15	905	543	1.0	30 x 25	LZB2V221MR025***
		0.15	737	442	1.3	22 x 45	LZB2V271MP045***
		0.15	737	442	1.3	22 x 50	LZB2V271MP050***
		0.15	737	442	1.3	25 x 35	LZB2V271MQ035***
330		0.15	737	442	1.3	30 x 30	LZB2V271MR030***
		0.15	603	362	1.4	22 x 55	LZB2V331MP055***
		0.15	603	362	1.4	25 x 45	LZB2V331MQ045***
390		0.15	603	362	1.4	30 x 30	LZB2V331MR030***
		0.15	510	306	1.6	25 x 50	LZB2V391MQ050***
		0.15	510	306	1.6	25 x 55	LZB2V391MQ055***
470		0.15	510	306	1.6	30 x 35	LZB2V391MR035***
		0.15	423	254	1.8	25 x 55	LZB2V471MQ055***
		0.15	423	254	1.8	30 x 40	LZB2V471MR040***
560		0.15	423	254	1.8	35 x 35	LZB2V471MS035***
		0.15	355	213	1.48	30 x 55	LZB2V561MR055***
680		0.15	355	213	1.48	35 x 45	LZB2V561MS045***
		0.15	293	176	1.78	30 x 60	LZB2V681MR060***
820		0.15	293	176	1.78	35 x 50	LZB2V681MS050***
	0.15	243	146	1.93	35 x 55	LZB2V821MS055***	
1000	0.15	243	146	1.93	35 x 60	LZB2V821MS060***	
1000	0.15	199	119	2.07	35 x 60	LZB2V102MS060***	

WV (V.DC)	CAP 25°C, 120Hz (μF)	DF 25°C, 120Hz	Max ESR 25°C, 120Hz (mΩ)	ESR (typ.) 25°C, 120Hz (mΩ)	Rated Ripple Current 105°C, 120Hz (Arms)	Size ΦD×L (mm)	Code P/N
(V.DC)	(μF)		(mΩ)	(mΩ)	(Arms)	(mm)	-
400 2G (450)	150	0.15	1327	708	0.67	22 x 35	LZB2G151MP035***
		0.15	1327	708	0.67	25 x 30	LZB2G151MQ030***
	180	0.15	1106	590	0.74	22 x 40	LZB2G181MP040***
		0.15	1106	590	0.74	25 x 30	LZB2G181MQ030***
	220	0.15	905	483	0.81	22 x 45	LZB2G221MP045***
		0.15	905	483	0.81	25 x 35	LZB2G221MQ035***
	270	0.15	905	483	0.89	30 x 30	LZB2G221MR030***
		0.15	737	393	0.96	22 x 50	LZB2G271MP050***
	330	0.15	737	393	0.96	25 x 40	LZB2G271MQ040***
		0.15	737	393	0.96	30 x 30	LZB2G271MR030***
	390	0.15	603	322	1.11	25 x 50	LZB2G331MQ050***
		0.15	603	322	1.04	30 x 35	LZB2G331MR035***
		0.15	603	322	1.11	35 x 30	LZB2G331MS030***
	470	0.15	510	272	1.19	25 x 55	LZB2G391MQ055***
		0.15	510	357	1.19	30 x 40	LZB2G391MR040***
		0.15	510	272	1.26	35 x 30	LZB2G391MS030***
	560	0.15	423	226	1.33	30 x 45	LZB2G471MR045***
		0.15	423	226	1.41	35 x 35	LZB2G471MS035***
	680	0.15	355	190	1.56	30 x 50	LZB2G561MR050***
		0.15	355	190	1.56	35 x 40	LZB2G561MS040***
	820	0.15	293	156	1.78	35 x 45	LZB2G681MS045***
	1000	0.15	243	170	2.00	35 x 55	LZB2G821MS055***
	1200	0.15	199	106	2.37	35 x 60	LZB2G102MS060***
	1200	0.15	166	88	2.74	35 x 70	LZB2G122MS070***
420 2X (470)	100	0.15	1990	1128	0.52	22 x 30	LZB2X101MP030***
		0.15	1659	940	0.59	22 x 30	LZB2X121MP030***
	120	0.15	1659	940	0.59	25 x 25	LZB2X121MQ025***
		0.15	1327	752	0.67	22 x 35	LZB2X151MP035***
	180	0.15	1106	627	0.74	22 x 40	LZB2X181MP040***
		0.15	1106	627	0.74	25 x 30	LZB2X181MQ030***
		0.15	1106	627	0.81	30 x 25	LZB2X181MR025***
	220	0.15	905	513	0.89	22 x 45	LZB2X221MP045***
		0.15	905	513	0.89	22 x 50	LZB2X221MP050***
		0.15	905	513	0.89	25 x 35	LZB2X221MQ035***
		0.15	905	513	0.89	30 x 30	LZB2X221MR030***
	270	0.15	737	418	0.96	25 x 40	LZB2X271MQ040***
0.15		737	418	0.96	30 x 30	LZB2X271MR030***	
0.15		737	418	1.04	35 x 25	LZB2X271MS025***	
330	0.15	603	342	1.11	25 x 50	LZB2X331MQ050***	
	0.15	603	342	1.11	30 x 35	LZB2X331MR035***	
	0.15	603	342	1.19	35 x 30	LZB2X331MS030***	

■ LZB series: 105°C 5000 hours anti-vibration snap-in capacitor

WV (V.DC)	CAP 25°C, 120Hz (μF)	DF 25°C, 120Hz	Max ESR 25°C, 120Hz (mΩ)	ESR (typ.) 25°C, 120Hz (mΩ)	Rated Ripple Current 105°C, 120Hz (Arms)	Size ΦD×L (mm)	Code P/N	WV (V.DC)	CAP 25°C, 120Hz (μF)	DF 25°C, 120Hz	Max ESR 25°C, 120Hz (mΩ)	ESR (typ.) 25°C, 120Hz (mΩ)	Rated Ripple Current 105°C, 120Hz (Arms)	Size ΦD×L (mm)	Code P/N	
(V.DC)	(μF)		(mΩ)	(mΩ)	(Arms)	(mm)	-	(V.DC)	(μF)		(mΩ)	(mΩ)	(Arms)	(mm)	-	
420 2I (470)	390	0.15	510	289	1.26	30 x 40	LZB2I391MR040***	500 2H (550)	100	0.15	2654	1062	0.59	25 x 30	LZB2H101MQ030***	
		0.15	510	289	1.26	35 x 30	LZB2I391MS030***		120	0.15	2212	885	0.67	25 x 35	LZB2H121MQ035***	
		0.15	510	289	1.26	35 x 35	LZB2I391MS035***			0.15	2212	885	0.67	30 x 30	LZB2H121MR030***	
	470	0.15	423	240	1.41	30 x 50	LZB2I471MR050***		150	0.15	2212	708	0.74	30 x 30	LZB2H151MR030***	
		0.15	423	240	1.48	35 x 40	LZB2I471MS040***		180	0.15	1474	590	0.89	30 x 35	LZB2H181MR035***	
	560	0.15	355	201	1.63	35 x 40	LZB2I561MS040***		220	0.15	1206	483	0.74	25 x 50	LZB2H221MQ050***	
	680	0.15	293	166	1.85	35 x 50	LZB2I681MS050***			0.15	1206	483	0.96	30 x 40	LZB2H221MR040***	
	820	0.15	243	138	2.22	35 x 55	LZB2I821MS055***			0.15	1206	483	0.89	35 x 35	LZB2H221MS035***	
	1000	0.15	199	113	2.52	35 x 65	LZB2I102MS065***		270	0.15	983	393	1.11	30 x 50	LZB2H271MR050***	
	1200	0.15	166	94	2.81	35 x 75	LZB2I122MS075***			0.15	983	393	1.11	35 x 40	LZB2H271MS040***	
450 2W (500)	120	0.15	2212	885	0.59	22 x 40	LZB2W121MP040***	330	0.15	804	322	1.19	35 x 45	LZB2H331MS045***		
		0.15	2212	885	0.59	22 x 35	LZB2W121MP035***	390	0.15	680	272	1.33	35 x 50	LZB2H391MS050***		
		0.15	2212	885	0.59	25 x 25	LZB2W121MQ025***	470	0.15	565	226	1.48	35 x 55	LZB2H471MS055***		
	0.15	1769	708	0.67	22 x 40	LZB2W151MP040***	0.15		565	226	1.48	35 x 60	LZB2H471MS060***			
	150	0.15	1769	708	0.67	25 x 30	LZB2W151MQ030***	560	0.15	474	190	1.63	35 x 65	LZB2H561MS065***		
		0.15	1474	590	0.81	22 x 45	LZB2W181MP045***		0.15	474	190	1.63	40 x 50	LZB2H561MB050***		
	180	0.15	1474	590	0.81	25 x 35	LZB2W181MQ035***	680	0.15	390	156	1.78	35 x 70	LZB2H681MS070***		
		0.15	1474	590	0.81	30 x 25	LZB2W181MR025***		0.15	390	156	1.78	40 x 60	LZB2H681MB060***		
	220	0.15	1206	483	0.89	22 x 50	LZB2W221MP050***	820	0.15	324	129	1.93	40 x 70	LZB2H821MB070***		
		0.15	1206	483	0.89	25 x 40	LZB2W221MQ040***	1000	0.15	265	106	2.07	45 x 70	LZB2H102MV070***		
		0.15	1206	483	0.89	30 x 30	LZB2W221MR030***	1200	0.15	221	88	2.37	45 x 80	LZB2H122MV080***		
	270	0.15	983	393	0.96	25 x 45	LZB2W271MQ045***	550 2Y (600)	270	0.15	1229	590	0.96	35 x 50	LZB2Y271MS050***	
		0.15	983	393	0.96	30 x 35	LZB2W271MR035***		330	0.15	1005	483	1.04	35 x 60	LZB2Y331MS060***	
		0.15	983	393	1.04	35 x 30	LZB2W271MS030***		390	0.15	851	408	1.19	35 x 65	LZB2Y391MS065***	
	330	0.15	804	322	1.11	30 x 40	LZB2W331MR040***		470	0.15	706	339	1.33	35 x 70	LZB2Y471MS070***	
		0.15	680	272	1.26	30 x 45	LZB2W391MR045***			0.15	706	339	1.33	40 x 65	LZB2Y471MB065***	
	390	0.15	680	272	1.26	35 x 35	LZB2W391MS035***		560	0.15	592	284	1.48	35 x 80	LZB2Y561MS080***	
		0.15	680	272	1.26	35 x 40	LZB2W391MS040***			0.15	592	284	1.48	40 x 70	LZB2Y561MB070***	
		0.15	565	226	1.48	35 x 40	LZB2W471MS040***		680	0.15	488	234	1.70	40 x 80	LZB2Y681MB080***	
	0.15	565	226	1.48	35 x 45	LZB2W471MS045***	0.15			488	234	1.70	45 x 70	LZB2Y681MV070***		
	0.15	565	226	1.48	35 x 50	LZB2W471MS050***										
	560	0.15	474	190	1.63	35 x 50	LZB2W561MS050***									
	680	0.15	390	156	1.93	35 x 55	LZB2W681MS055***									
		0.15	390	156	1.93	35 x 60	LZB2W681MS060***									
	820	0.15	324	129	2.22	35 x 65	LZB2W821MS065***									
	1000	0.15	265	106	2.52	35 x 75	LZB2W102MS075***									
		0.15	265	106	2.52	40 x 65	LZB2W102MB065***									
	1200	0.15	221	88	2.74	40 x 75	LZB2W122MB075***									

**** Indicates terminal type, length, and sleeve color.

If you need to know more about product specifications, sizes and other relevant data, if not fully listed, you can contact through phone, wechat and other tools to understand.

The content recorded in the catalog book may be changed without notification. Your company is requested to require us to provide specifications when purchasing and using, and use it as the standard.

LZB2X391MR040***
LZB2X391MS030***
LZB2X391MS035***
LZB2X471MR050***
LZB2X471MS040***
LZB2X561MS040***
LZB2X681MS050***
LZB2X821MS055***
LZB2X102MS065***
LZB2X122MS075***